Christelijke Woningstichting Patrimonium - Groningen

2025

HUURDERSOORDEEL — A

Nieuwe huurders	8,2	A
Reparatieverzoek	8,3	A
Vertrokken huurders	7,4	C

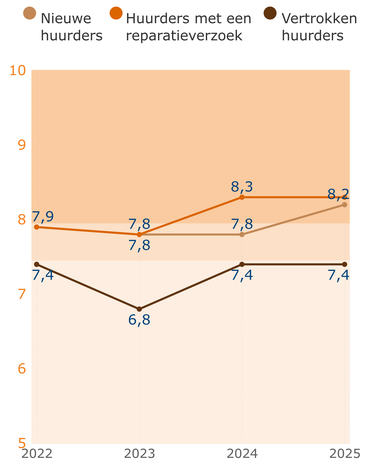

FINANCIËN — A

Beïnvloedbare bedrijfslasten per vhe **€ 741**

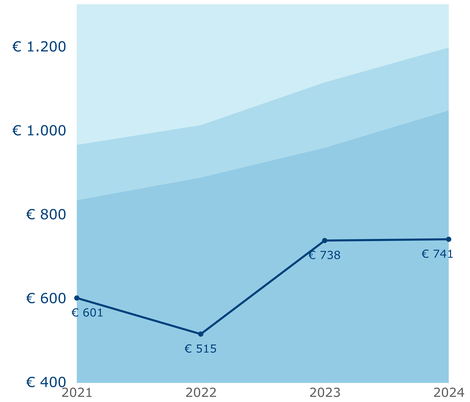

ONDERHOUD & VERBETERING — B

Uitgaven onderhoud, verbetering en verduurzaming [€/vhe]*	€ 5.067	C
Technische woningkwaliteit (EP2) [kWh/m2]	164,0	A
Ervaren woningkwaliteit	6,9	A

Uitgaven per vhe

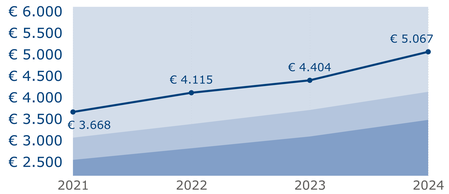

Technische woningkwaliteit

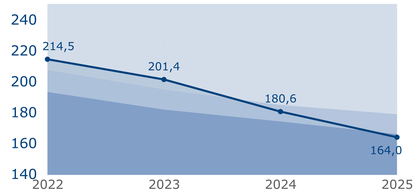

Ervaren woningkwaliteit

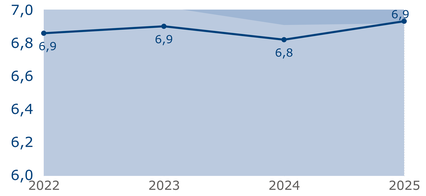

*vijfjaarsgemiddelde

DUURZAAMHEID — B

Isolatieprestatie [kWh/m2]	29,2	A
Energetische prestatie (EP2) [kWh/m2]	164,0	B
CO2-uitstoot gas [kg/m2]	17,7	C

Energetische prestatie

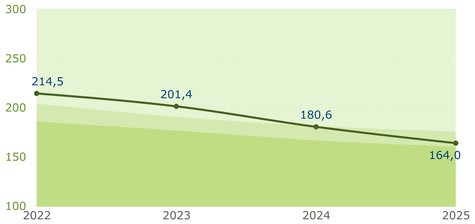

Isolatieprestatie

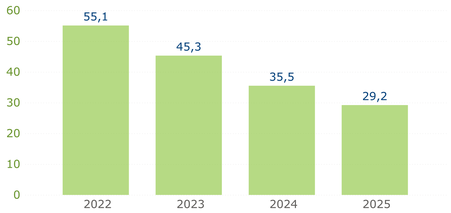

CO2-uitstoot gas

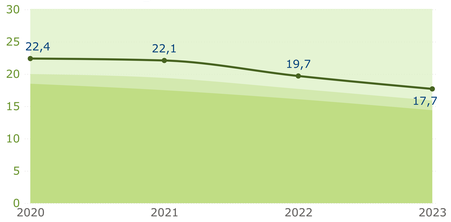

BESCHIKBAARHEID & BETAALBAARHEID

Verhouding huur / maximaal toegestane huur **62,5%**

Gemiddelde huur (DAEB)

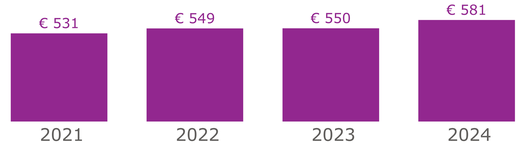

Aantal nieuwbouw woongelegenheden per jaar

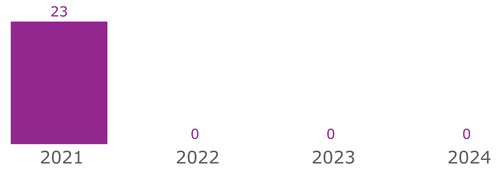

LEEFBAARHEID

	2024	2025
Veiligheidsgevoel	7,5	7,3
Ervaren overlast	6,8	6,8
Schone en nette buurt	6,8	6,5
Ervaren inzet corporatie	6,4	5,9
Leefbaarheidsuitgaven	€ 76	€ 106

aedes benchmark